

G IS FOR GENEROSITY

Lesson plan and Activities

DECEMBER -JANUARY
2012



GENEROSITY AND NATURE ARE CONNECTED
We had a WINTER of GENEROSITY at our school

LEARNING TO BE GENEROUS

LESSON PLAN

LEARNING ENVIRONMENT

Stories: *The Giving Tree*, *the Generous Giraffe* and *When the snow falls*.

Websites used:

<http://www.britishcouncil.org/learnenglish>
<http://www.greatgrubclub.com/ask-the-prof>
<http://www.brighthub.com/education/k-12/articles/16190.asp>

OBJECTIVES

To illustrate that all living things need energy, that we get our energy from food and that nearly all food comes from the farm.
To develop listening skills and identify important themes and topics.
To develop reading skills.
To identify the verbs in a story.

MATHEMATICS & NUMERACY

Counting up to a million.
Solving problems.
Representing graphics about the percentage of fruit in fruit juices.
Math hearts (Valentine's Day)
Representing graphics about who the most amazing person in their world is.

THINKING SKILLS

-**Decision making:** Giving opinions and reasons for being generous..
-**Managing information:** Reading and searching for information in a variety of formats.
-**Being creative:** 100 hundred ways of showing generosity to others (class competition game).
-Classifying words into different categories and giving reasons why.

LEARNING OUTCOMES

- To develop a sense of Generosity on kids to help them being kind.
- Be conscious about generosity in nature
- ~To establish a simple definition of the term 'being healthy'
- ~To create a display entitled 'Being Healthy!'
- ~To explain the background to the Balance of Good Health and the foods that is in each of the five food groups.
- ~ To know where our food comes from.
- ~To introduce the concept of energy and activity.
- To show how being physically active can make you feel positive, bright and happy while having fun.

☞ **Value:** Generosity "Giving and receiving are part of the natural order of things"

☞ **Topic:** A Winter of Generosity

☞ **Month:** January / February

LANGUAGE & LITERACY

- Learning about parts of a tree.
- Revising vocabulary related to parts of the body to establish comparison between parts of a tree and the human body.
- Discuss about what stuff we get from trees.
- Think and discuss about people who are giving to us and how we can be more giving.
- Learning how to retell a story in order to write a summary respecting its proper order.
- Learning about the food pyramid and its groups in order to have a balanced diet.
- Expressing weather conditions.
- Memorizing riddles.
- Describing food items and clothes.
- Talking about Shel Silverstein.
- Reading about Martin Luther King and human rights.
- Reading information about St. Valentine and why we celebrate his Day.
- Reading comprehension about the topics.
- Spelling forwards and backwards.

SOCIAL SKILLS

- ☞ The importance of having breakfast to be successful at school.
- ☞ Being conscious of the importance of a healthy diet to have a healthy lifestyle.
- ☞ Encourage and help children to be generous and nice to people around them by saying compliments.

THE ARTS

It s' raining cloud
The weather wheel
What I wear in winter mini books
Making a food pyramid (puzzle)
Let's go shopping
What's in the cupboard?
Pizza making
What's in the refrigerator?
Setting the table
Carnival animal masks

- The Giving Tree origami hearts
- Making a 3D tree
- Displays

THE WORLD AROUND US

- ☞ Winter (animals, clothes, festivals, weather, food ,
- ☞ Peace Day (Martin Luther King).
- ☞ Saint Valentine, Carnival
- ☞ Getting in touch with our school garden.
- ☞ Learning about historical facts related to racism.
- ☞ Locating countries on a map.
- ☞ Learning and understanding other cultures.

KEY COMPETENCIES:

- Communication in foreign languages
- Mathematical competence and basic competences in science and technology
- Digital competence
- Learning to learn
- Social and civic competences
- Sense of initiative and enterpartnership
- Cultural awareness and expression.

GENEROSITY CRAFTS



The Generous Giraffe
mini book Revising the
alphabet.



G is for Giraffe
G is for Generosity...
G is also for Generous....
S is for Share...




Mini book about parts of the tree.
The children transferred the
information learnt in the garden.



Some children from 6 A taught
their partners from 4A
how to make origami hearts



Making a 3D personal
living tree



Praising our classmates
work



Sharing and exchanging
gifts with our classmates.



The children created
different mini books and
showed their creativity



Sharing is Giving

THE GENEROUS GIRAFFE



DISPLAY

*The children learn and understand the concept of
Generosity through
"The Generous Giraffe" story*

They make mini books practicing the vocabulary and using their imagination. They express what Generosity means for them and they recognize the importance of SHARING is CARING.



They also express some Generosity quotes and learn about winter animals, Martin Luther king ... as part of the curriculum

MY GIVING TREE DISPLAY




Through the story of “The Giving Tree”

Our students learnt that Giving and receiving are part of the natural order of things. A mother gives life to her child; the child receives it, shapes it and, one day, gives

back to his child. Apple trees bear fruit. We eat the fruit, which gives us energy, then plant the seeds, which grow into more trees. Like everything in life and nature, Generosity is a circle. When we start to see this, we realize that what we give defines us more than what we have.

As always, we must be careful of what and how to teach. The object is to give our students a sense of joy in the act of giving without expecting anything in return. We talk about the different forms of giving. Gifts of material value are one thing and then there is Generosity of the heart. This consists of many things, such as: giving time, giving kindness, giving encouragement, etc.. We associated the circle life of a tree with the circle life of a human being.



The Giving Tree: Shel Silverstein

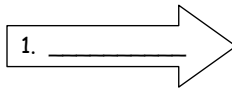
The Giving Tree: Idea Web

Author: Shel Silverstein

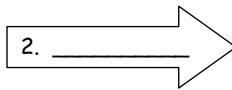
Name: _____ Date: _____

People Who
Are Giving
To Me:

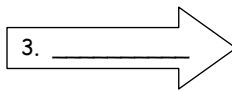
1. _____



2. _____

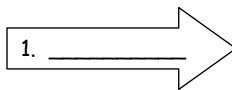


3. _____

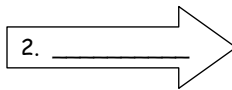


How I Can
Be More
Giving:

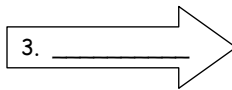
1. _____




2. _____



3. _____



THE GIVING TREE SELFASSESSMENT























The Giving Tree: Shel Silverstein

Grading Rubric:



Name: _____ Date: _____

		Excellent	Very Good	Good	Developing
Paragraph 1: People Who Are Giving To Me	I have written about people who are giving to me and I explained why I appreciate them.	4 	3 	2 	1 
Paragraph 2: How I Can Be More Giving	I have thought about ways that I can be a more giving person and not like the boy in the book.	4 	3 	2 	1 
Organization and Sentence Structure	My paragraphs are easy to read and understand. I have used different types of sentences in my responses.	4 	3 	2 	1 
Proofreading and Editing	I have proofread and edited my writing for grammar, spelling, capitalization and punctuation errors.	4 	3 	2 	1 
Final Presentation and Effort	I have used my neatest handwriting and my best effort to complete my <u>Giving Tree</u> essay.	4 	3 	2 	1 
Student	Shade in the face for each section for the score that you feel you have earned.	Total Points:	Comments: _____ _____ _____		
Teacher	Circle the number in each section for the score that the student earned.	Total Points:	Comments: _____ _____ _____		

LEARNING ABOUT TREES



The children experience that we can get many things from the trees such as positive energy, sitting in the shade, resting on the stump, etc...



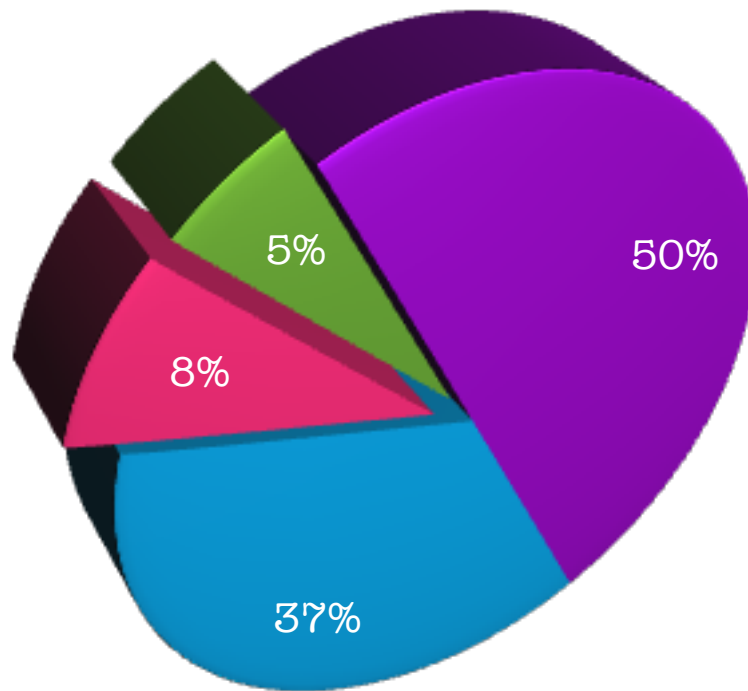
Learning by doing makes our children learning process easier. Being in direct contact with the school garden helped them to memorize the vocabulary related to the trees.



We saw a cotton tree and we learnt that not all the trees give us fruit but also some natural materials very useful in our lives. We also understood how many things we get from the wood of the trees.

Who is the most amazing person in your world?

● MOM ● DAD ● BROTHER ● SISTER



After the story we made a survey about “ who is The most amazing person in your world?” and we represented the results on a graphic. In this way the children learnt to be conscious about all the good things they receive from their moms or from the most amazing person in their lives .

DIFFERENT ACTIVITIES



The children created their personal “Giving Tree”.



Dividing the story into different parts is a good practice to create autonomous learners.



Through the winter mini book we learnt some facts about winter time and some vocabulary related to different kinds of ice.

We also learnt how to make snowflakes to decorate our windows.



MY GIVING PERSON



The children wrote about people who are giving to them and they made their personal " Giving Tree"

My grandfather because he takes good care of me.

My mum because she is always with me.

My grandmother because she loves me.

My mum because she feeds me.

My dad because he gives me a house where to live.

My friends because they give me friendship.

My little brother because he plays with me.

My grandmother because she cooks for me.

My brother because he helps me.

My grandmother because she gives me her generosity.

My little sister because she gives me her love.


My Godmother because she gives me everything.



ACTING OUT "THE GIVING TREE"



GENEROSITY WRAPS ME UP



When the Snow Falls

KidsTV123